
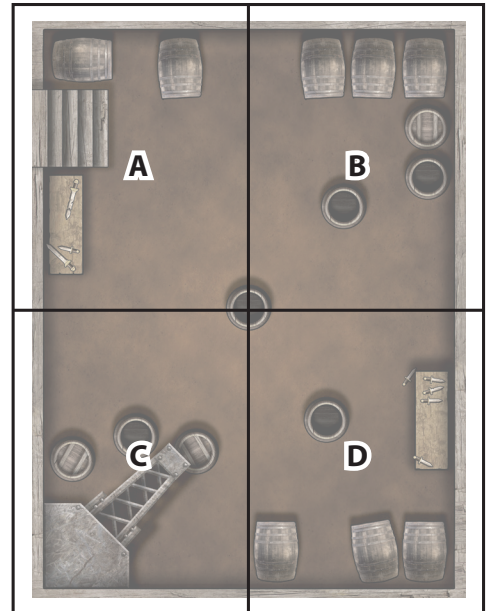


MAP ASSEMBLY INSTRUCTIONS


BATTLE MAP 1




BATTLE MAP 2



BATTLE MAP 3




BATTLE MAP 4



The map sections in this PDF fit together to create full-size maps for key encounter areas in the adventure "Friends in High Places". Print each page and trim off the white border by cutting along the dotted line; then fit the sections together as shown above.

A

BATTLE MAP 1



CUT AWAY

CUT AWAY

B



CUT AWAY

CUT AWAY

CUT AWAY



CUT AWAY

CUT AWAY

CUT AWAY




CUT AWAY

D

CUT AWAY

CUT AWAY

CUT AWAY



E

CUT AWAY

CUT AWAY



A

BATTLE MAP 2



CUT AWAY

CUT AWAY

B



CUT AWAY

CUT AWAY

CUT AWAY



CUT AWAY

C

CUT AWAY

CUT AWAY



D

A

BATTLE MAP 3

CUT AWAY



CUT AWAY

B



CUT AWAY

CUT AWAY



CUT AWAY

C

CUT AWAY

CUT AWAY

CUT AWAY



D

CUT AWAY



CUT AWAY

CUT AWAY



CUT AWAY

E

CUT AWAY

CUT AWAY

CUT AWAY



CUT AWAY

CUT AWAY



H

A



BATTLE MAP 4



CUT AWAY

CUT AWAY

B



CUT AWAY

CUT AWAY

CUT AWAY



CUT AWAY

C


CUT AWAY

CUT AWAY




D


CROWD TEMPLATES



3 inches



4 inches



5 inches